

Knowledge Organiser - Reception Spring 1 - Traditional tales

Key Vocabulary

Winter – The coldest season of the year.

Freeze – When something gets so cold it turns solid.

Melt – When something warm turns a solid into a liquid.

Ice – Frozen water.

Water – A liquid we drink; it can freeze into ice or turn into steam.

Solid – A hard shape that stays the same (like ice or a brick).

Liquid – Something that flows and can be poured (like water).

Habitat – The home or place where an animal lives.

Hibernation – When an animal sleeps for a long time in winter.

Perseverance – Keeping going even when something is tricky.

Kindness – Being helpful, caring, and using gentle words.




Character – A person or animal in a story.

Vocabulary challenge words:

Transformation – A big change from one thing to another (like ice melting into water).

Migration – When animals travel to another place for part of the year.

Topic books



PE days - Mrs Halliday (RNH)- Monday
Mrs Clarke (RLC) - Thursday

10 Facts to Know (Knowledge)

1. Ice is very cold water.
2. Ice melts and turns into water when it gets warm.
3. Water can freeze and turn into ice when it gets very cold.
4. Winter is the cold season.
5. Some animals sleep in winter to keep safe and warm.
6. Some animals move to warmer places when it's cold.
7. Different materials feel and work differently (soft straw, strong bricks).
8. Stories often have repeating parts we can join in with.
9. People celebrate Lunar New Year with dancing, food and decorations.
10. On Shrove Tuesday, people make pancakes.

10 things I need to know (skills)

1. Use key words like *ice*, *melt*, *cold* and *water*.
2. Have a go at saying what they think will happen (a little prediction).
3. Draw or mark-make to show what they saw or found out.
4. Sort animals into simple groups (e.g., "sleep in winter" / "don't sleep").
5. Try working with a friend and using kind words.
6. Join in with telling a simple story.
7. Use pictures to help tell what happens first, next and last.
8. Build using different materials and try again if it falls down.
9. Use tools like scissors, glue sticks and paintbrushes safely.
10. Keep trying when something is tricky and feel proud when they do it.

You can help at home by: Talking about winter changes together - Look for ice, frost, puddles, winter animals, clouds and discuss what your child notices.

Share and retell traditional tales

– Read stories like *The Three Little Pigs* or *The Gingerbread Man* and let your child retell them using the repeated phrases.